



2013 QBE



Round 4 & 5 : Sydney Motorsports Park : August 1 - 4

SPORTS RACER

Race 1

Date: 04/08/13

Event: R16

Started at: 08:34:40

Laps: 14 Min + 1

Lap

Starters: 10

Printed at: 9:26

Weather: Mostly sunny - Temp: 13.5C

Track: Dry - Temp: 14.1C

PROVISIONAL CLASSIFICATION

Pos	No	Gr	Name	Machine	Laps	Race Time	Behind	Fastest Lap	On Lap	Top Speed
1	1		Adam PROCTOR (NSW) / AP Racing	Stohr WF1	11	16:11.198		1:26.842	6	20304
2	56		Ben PORTER (NSW) / West Race Cars	West WR	11	16:25.940	14.742	1:28.092	4	226
3	18		Aaron STEER (SA) / West Race Cars	West WR	11	16:29.137	17.939	1:28.602	4	226
4	2		Darren BARLOW (NSW) / AP Racing	Stohr WF1	11	16:35.130	23.932	1:27.613	8	218
5	61		Mark LAUCKE (SA) / Laucke Flour Mills	West WR	11	16:49.596	38.398	1:28.400	8	218
6	88		Gerrit RUFF (SA) / C.R.C. Industries	West WR	11	16:53.476	42.278	1:29.443	3	223
7	16		Mark SHORT (SA) / MSR Motorsport Fabrication	Prince LSR	11	17:11.306	1:00.108	1:30.858	4	221
8	8		Warren THOMPSON (WA) / Ultra Fast Karts	West WR	11	17:19.373	1:08.175	1:32.349	7	218
NC	83		Aaron THOMPSON (SA) / Ultra Fast Karts	West WR	7	16:17.221	4 Laps	1:42.498	5	211
DNF	3		Ray BEGG (NSW) / Ray Begg Racing	Stohr WF1	7	11:17.265	4 Laps	1:32.196	7	211

Fastest Lap was 1:26.842 by Adam PROCTOR (NSW)

New race lap record for SR class - Previous: 1:30.710 by Garth WALDEN on a Radical SR3 set on 21/05/09

The results are provisional until the end of the time limit for protests and appeals.

Chief Time Keeper - Scott Laing

Clerk of Course - Paul Cansdale




Computime Race Timing Systems Pty Ltd © 1996
Licensed to Computime Race Timing Systems

www.computime.com.au

COMPUTIME RACE TIMING SYSTEMS PTY LTD

9 Timber Lane, Glen Waverley, Vic 3150. Ph : 0418 17 13 17

E-mail : scott@computime.com.au





2013 QBE



Round 4 & 5 : Sydney Motorsports Park : August 1 - 4

SPORTS RACER

Race 1

Date: 04/08/13

Event: R16

Started at: 08:34:40

Laps: 14 Min + 1

Lap

Starters: 10

Printed at: 9:26

Weather: Mostly sunny - Temp: 13.5C

Track: Dry - Temp: 14.1C

PROVISIONAL LAP TIMES

No	Name	Lap 1	Lap 2	Lap 3	Lap 4	Lap 5	Lap 6	Lap 7	Lap 8	Lap 9	Lap 10	Lap 11
1	Adam PROCTOR (NSW)	1:35.995	1:27.818	1:27.295	1:26.944	1:26.897	1:26.842	1:26.882	1:26.989	1:27.233	1:28.411	1:29.892
2	Darren BARLOW (NSW)	1:40.143	1:29.432	1:29.339	1:28.457	1:27.617	1:40.544	1:28.370	1:27.613	1:27.830	1:28.068	1:27.717
3	Ray BEGG (NSW)	1:50.073	1:36.236	1:34.828	1:34.592	1:35.876	1:33.464	1:32.196				
8	Warren THOMPSON (WA)	1:45.346	1:34.431	1:33.389	1:33.419	1:32.577	1:33.754	1:32.349	1:32.476	1:32.859	1:34.467	1:34.306
16	Mark SHORT (SA)	1:41.952	1:31.680	1:31.126	1:30.858	1:31.084	1:31.406	1:44.655	1:31.958	1:32.920	1:31.551	1:32.116
18	Aaron STEER (SA)	1:37.585	1:29.270	1:29.690	1:28.602	1:28.988	1:29.320	1:29.080	1:29.217	1:28.864	1:29.255	1:29.266
56	Ben PORTER (NSW)	1:38.035	1:29.363	1:28.681	1:28.092	1:28.360	1:28.633	1:29.258	1:28.398	1:28.993	1:28.965	1:29.162
61	Mark LAUCKE (SA)	1:36.966	1:29.085	1:29.003	1:28.737	1:29.463	1:28.987	1:29.781	1:28.400	1:29.941	1:42.316	1:36.917
83	Aaron THOMPSON (SA)	1:58.162	1:44.359	1:43.855	1:43.302	1:42.498	2:31.316	4:53.729				
88	Gerrit RUFF (SA)	1:39.579	1:29.652	1:29.443	1:32.904	1:30.677	1:33.267	1:32.096	1:31.232	1:31.466	1:31.389	1:31.771

The results are provisional until the end of the time limit for protests and appeals.

Scott Laing
Chief Time Keeper - Scott Laing

Paul Cansdale
Clerk of Course - Paul Cansdale



Computime Race Timing Systems Pty Ltd © 1996


Licensed to Computime Race Timing Systems

www.computime.com.au

COMPUTIME RACE TIMING SYSTEMS PTY LTD

9 Timber Lane, Glen Waverley, Vic 3150. Ph : 0418 17 13 17

E-mail : scott@computime.com.au





2013 QBE



Round 4 & 5 : Sydney Motorsports Park : August 1 - 4

SPORTS RACER

Race 1

Date: 04/08/13

Event: R16

Started at: 08:34:40

Laps: 14 Min + 1

Lap

Starters: 10

Printed at: 9:26

Weather: Mostly sunny - Temp: 13.5C

Track: Dry - Temp: 14.1C

PROVISIONAL SPLIT TIMES

Lap	Split 1	Split 2	Split 3	Lap Time	Lap	Split 1	Split 2	Split 3	Lap Time
1 Adam PROCTOR (NSW) (1st)					6	27.614	39.457	26.393	1:33.464
1	33.452	36.981	25.562	1:35.995	7	<u>27.396</u>	<u>38.434</u>	<u>26.366</u>	<u>1:32.196</u>
2	26.462	36.083	25.273	1:27.818	8 Warren THOMPSON (WA) (8th)				
3	26.330	35.825	25.140	1:27.295	1	38.484	40.084	26.778	1:45.346
4	<u>26.251</u>	35.657	25.036	1:26.944	2	28.288	39.695	26.448	1:34.431
5	26.287	35.621	24.989	1:26.897	3	27.659	39.363	26.367	1:33.389
6	26.259	35.618	24.965	<u>1:26.842</u>	4	27.833	39.245	26.341	1:33.419
7	26.315	<u>35.501</u>	25.066	1:26.882	5	27.578	38.470	26.529	1:32.577
8	26.378	35.658	<u>24.953</u>	1:26.989	6	27.978	39.003	26.773	1:33.754
9	26.329	35.745	25.159	1:27.233	7	<u>27.334</u>	38.614	26.401	<u>1:32.349</u>
10	26.317	36.444	25.650	1:28.411	8	27.707	<u>38.416</u>	26.353	1:32.476
11	26.544	36.909	26.439	1:29.892	9	27.431	39.094	<u>26.334</u>	1:32.859
2 Darren BARLOW (NSW) (4th)					10	28.776	39.283	26.408	1:34.467
1	35.889	38.399	25.855	1:40.143	11	27.686	39.802	26.818	1:34.306
2	26.406	37.401	25.625	1:29.432	16 Mark SHORT (SA) (7th)				
3	26.418	37.311	25.610	1:29.339	1	36.858	38.954	26.140	1:41.952
4	26.549	36.702	25.206	1:28.457	2	27.841	37.890	25.949	1:31.680
5	26.369	36.060	25.188	1:27.617	3	27.621	37.601	25.904	1:31.126
6	<u>26.244</u>	49.008	25.292	1:40.544	4	<u>27.299</u>	<u>37.485</u>	26.074	<u>1:30.858</u>
7	26.743	36.462	25.165	1:28.370	5	27.352	37.838	<u>25.894</u>	1:31.084
8	26.380	<u>36.052</u>	25.181	<u>1:27.613</u>	6	27.604	37.833	25.969	1:31.406
9	26.473	36.347	<u>25.010</u>	1:27.830	7	27.348	49.816	27.491	1:44.655
10	26.449	36.485	25.134	1:28.068	8	28.118	37.721	26.119	1:31.958
11	26.493	36.149	25.075	1:27.717	9	27.942	38.515	26.463	1:32.920
3 Ray BEGG (NSW) (DNF)					10	27.804	37.732	26.015	1:31.551
1	41.778	40.827	27.468	1:50.073	11	27.519	38.095	26.502	1:32.116
2	28.479	40.575	27.182	1:36.236	18 Aaron STEER (SA) (3rd)				
3	27.829	40.109	26.890	1:34.828	1	34.308	37.815	25.462	1:37.585
4	27.649	40.214	26.729	1:34.592	2	26.684	37.449	<u>25.137</u>	1:29.270
5	28.102	40.271	27.503	1:35.876					

Scott Laing

Chief Time Keeper - Scott Laing

Paul Cansdale

Clerk of Course - Paul Cansdale



Computime Race Timing Systems Pty Ltd © 1996

Licensed to Computime Race Timing Systems

www.computime.com.au

COMPUTIME RACE TIMING SYSTEMS PTY LTD

9 Timber Lane, Glen Waverley, Vic 3150. Ph : 0418 17 13 17

E-mail : scott@computime.com.au





2013 QBE



Round 4 & 5 : Sydney Motorsports Park : August 1 - 4

SPORTS RACER

Race 1

Date: 04/08/13

Event: R16

Started at: 08:34:40

Laps: 14 Min + 1

Lap

Starters: 10

Printed at: 9:26

Weather: Mostly sunny - Temp: 13.5C

Track: Dry - Temp: 14.1C

PROVISIONAL SPLIT TIMES

Lap	Split 1	Split 2	Split 3	Lap Time	Lap	Split 1	Split 2	Split 3	Lap Time
3	26.787	37.513	25.390	1:29.690	7	26.759	37.532	25.490	1:29.781
4	26.593	36.675	25.334	1:28.602	8	26.727	36.438	25.235	1:28.400
5	26.586	36.981	25.421	1:28.988	9	26.872	36.896	26.173	1:29.941
6	26.439	37.435	25.446	1:29.320	10	33.677	40.820	27.819	1:42.316
7	26.577	37.194	25.309	1:29.080	11	28.603	38.551	29.763	1:36.917
8	26.698	37.250	25.269	1:29.217	83 Aaron THOMPSON (SA) (NC)				
9	26.461	37.063	25.340	1:28.864	1	42.552	46.040	29.570	1:58.162
10	26.599	37.150	25.506	1:29.255	2	30.936	44.333	29.090	1:44.359
11	26.609	37.145	25.512	1:29.266	3	30.852	44.051	28.952	1:43.855
56 Ben PORTER (NSW) (2nd)					4	30.342	43.391	29.569	1:43.302
1	35.031	37.547	25.457	1:38.035	5	30.152	42.706	29.640	1:42.498
2	26.504	37.486	25.373	1:29.363	6	33.780	56.414	1:01.122	2:31.316
3	26.411	37.114	25.156	1:28.681	7	3:19.656	55.643	38.430	4:53.729
4	26.209	36.337	25.546	1:28.092	88 Gerrit RUFF (SA) (6th)				
5	26.517	36.558	25.285	1:28.360	1	35.349	38.629	25.601	1:39.579
6	26.500	36.839	25.294	1:28.633	2	26.446	37.793	25.413	1:29.652
7	26.501	37.455	25.302	1:29.258	3	26.609	37.345	25.489	1:29.443
8	26.475	36.562	25.361	1:28.398	4	26.490	40.331	26.083	1:32.904
9	26.435	36.959	25.599	1:28.993	5	26.845	37.911	25.921	1:30.677
10	26.544	36.839	25.582	1:28.965	6	27.025	40.123	26.119	1:33.267
11	26.782	36.832	25.548	1:29.162	7	27.584	38.462	26.050	1:32.096
61 Mark LAUCKE (SA) (5th)					8	26.725	38.269	26.238	1:31.232
1	34.010	37.411	25.545	1:36.966	9	26.944	38.522	26.000	1:31.466
2	26.687	36.874	25.524	1:29.085	10	26.939	38.346	26.104	1:31.389
3	26.649	36.747	25.607	1:29.003	11	26.930	38.375	26.466	1:31.771
4	26.597	36.588	25.552	1:28.737					
5	27.311	36.695	25.457	1:29.463					
6	26.876	36.791	25.320	1:28.987					

The results are provisional until the end of the time limit for protests and appeals.

Chief Time Keeper - Scott Laing

Clerk of Course - Paul Cansdale



Computime Race Timing Systems Pty Ltd © 1996

Licensed to Computime Race Timing Systems

www.computime.com.au

COMPUTIME RACE TIMING SYSTEMS PTY LTD

9 Timber Lane, Glen Waverley, Vic 3150. Ph : 0418 17 13 17

E-mail : scott@computime.com.au





2013 QBE



Round 4 & 5 : Sydney Motorsports Park : August 1 - 4

SPORTS RACER

Race 1

Date: 04/08/13

Event: R16

Started at: 08:34:40

Laps: 14 Min + 1

Lap

Starters: 10

Printed at: 9:26

Weather: Mostly sunny - Temp: 13.6C

Track: Dry - Temp: 14.1C

PROVISIONAL FASTEST LAPS SEQUENCE

Lap	Race Pos	No	Name	Machine	Fastest Lap	On Lap
1	1	1	Adam PROCTOR (NSW)	Stohr WF1	1:35.995	1
2	1	1	Adam PROCTOR (NSW)	Stohr WF1	1:27.818	2
3	1	1	Adam PROCTOR (NSW)	Stohr WF1	1:27.295	3
4	1	1	Adam PROCTOR (NSW)	Stohr WF1	1:26.944	4
5	1	1	Adam PROCTOR (NSW)	Stohr WF1	1:26.897	5
6	1	1	Adam PROCTOR (NSW)	Stohr WF1	1:26.842	6

The results are provisional until the end of the time limit for protests and appeals.

Chief Time Keeper - Scott Laing

Clerk of Course - Paul Cansdale



Computime Race Timing Systems Pty Ltd © 1996


Licensed to Computime Race Timing Systems

www.computime.com.au

COMPUTIME RACE TIMING SYSTEMS PTY LTD

9 Timber Lane, Glen Waverley, Vic 3150. Ph : 0418 17 13 17

E-mail : scott@computime.com.au





2013 QBE



Round 4 & 5 : Sydney Motorsports Park : August 1 - 4

SPORTS RACER

Race 1

Date: 04/08/13

Event: R16

Started at: 08:34:40

Laps: 14 Min + 1

Lap

Starters: 10

Printed at: 9:26

Weather: Mostly sunny - Temp: 13.5C

Track: Dry - Temp: 14.1C

PROVISIONAL LAP SHEET

Table with 12 columns: No, Lap Time, Gap, No, Lap Time, Gap, No, Lap Time, Gap, No, Lap Time, Gap. It lists race data for 14 laps, including lap numbers and rider numbers like 1, 61, 18, 88, 2, 16, 8, 3, 83.

The results are provisional until the end of the time limit for protests and appeals.

Handwritten signature of Scott Laing

Chief Time Keeper - Scott Laing


Handwritten signature of Paul Cansdale

Clerk of Course - Paul Cansdale



Computime Race Timing Systems Pty Ltd © 1996
Licensed to Computime Race Timing Systems
www.computime.com.au

COMPUTIME RACE TIMING SYSTEMS PTY LTD
9 Timber Lane, Glen Waverley, Vic 3150. Ph : 0418 17 13 17
E-mail : scott@computime.com.au





2013 QBE



Round 4 & 5 : Sydney Motorsports Park : August 1 - 4

SPORTS RACER

Race 1

Date: 04/08/13

Event: R16

Started at: 08:34:40

Laps: 14 Min + 1

Lap

Starters: 10

Printed at: 9:26

Weather: Mostly sunny - Temp: 13.5C

Track: Dry - Temp: 14.1C

PROVISIONAL LAP CHART

Grid	1	2	3	4	5	6	7	8	9	10	11
1	1	1	1	1	1	1	1	1	1	1	1
81	61	61	61	61	56	56	56	56	56	56	56
2	18	18	56	56	61	61	61	61	61	18	18
56	56	56	18	18	18	18	18	18	18	2	2
61	88	88	88	2	2	88	2	2	2	61	61
18	2	2	2	88	88	2	88	88	88	88	88
88	16	16	16	16	16	16	16	16	16	16	16
16	8	8	8	8	8	8	8	8	8	8	8
8	3	3	3	3	3	3	3	3	3	3	3
3	83	83	83	83	83	83	83	83	83	83	83
83											

The results are provisional until the end of the time limit for protests and appeals.


Chief Time Keeper - Scott Laing

Clerk of Course - Paul Cansdale



Computime Race Timing Systems Pty Ltd © 1996
Licensed to Computime Race Timing Systems
www.computime.com.au

COMPUTIME RACE TIMING SYSTEMS PTY LTD
9 Timber Lane, Glen Waverley, Vic 3150. Ph : 0418 17 13 17
E-mail : scott@computime.com.au





2013 QBE



Round 4 & 5 : Sydney Motorsports Park : August 1 - 4

**SPORTS RACER
RACE 2 (Event 23)**

Date: 04/08/13

Event: R16

Started at: 08:34:40

Laps: 14 Min + 1

Lap

Starters: 10

Printed at: 9:26

Weather: Mostly sunny - Temp: 13.5C

Track: Dry - Temp: 14.1C

PROVISIONAL GRID SHEET



1	1 A. PROCTOR 16:11.198	56	2 B. PORTER 16:25.940		
2		18	3 A. STEER 16:29.137		
			2	4 D. BARLOW 16:35.130	
3	61	5 M. LAUCKE 16:49.596	88	6 G. RUFF 16:53.476	
4		16	7 M. SHORT 17:11.306	8	8 W. THOMPSON 17:19.373
5	83	9 A. THOMPSON 16:17.221	3	10 R. BEGG 11:17.265	

The results are provisional until the end of the time limit for protests and appeals.

Scott Laing

Chief Time Keeper - Scott Laing

Paul Cansdale

Clerk of Course - Paul Cansdale



Computime Race Timing Systems Pty Ltd © 1996
Licensed to Computime Race Timing Systems
www.computime.com.au

COMPUTIME RACE TIMING SYSTEMS PTY LTD
9 Timber Lane, Glen Waverley, Vic 3150. Ph : 0418 17 13 17
E-mail : scott@computime.com.au

